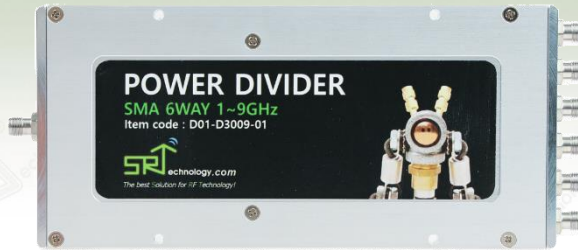


# Power Divider

The Best Wireless Solution!

## Power Divider SMA 6Way 1.0~9.0GHz

Item Code : D01-D3009-01



### What is Power Divider??

Power Divider divides into more than two input signals. Depending on the number of output ports needed, number of output ports increase, which can reduce number of application required.

When dividing one input signal into more than two, insertion loss increases up to its number of output ports. With low insertion loss, users don't need relatively high power, it raises efficiency of system and saves cost. Power Divider with wide frequency range can cover multiple applications at once. It makes easier for user to operate, lower costs and maximize space utilization. Power Divider must send several same signals to every output ports, and this is when isolation is very important to minimize distortion to other signals.

High isolation of each port prevent interference with each other, and each port with minimum undistorted signal is the key point of a good power divider.

### Features

- ✓ Very low insertion loss : 1.9dB
- ✓ Wide frequency range 1.0~8.7GHz
- ✓ Beautiful round shape design
- ✓ Minimized size compared to coverage, 30% smaller than other companies
- ✓ Quality stability assured by SRTechnology smart factory
- ✓ 3 years product warranty
- ✓ Instant A/S support with self-produced, quality management

### Electrical Specifications (Room Temp : +25°C)

Parameter	Min	Typ	Max	Unit
Frequency Range	1.0		8.7	GHz
Nominal divider loss		7.8		dB
Insertion loss	1.4	1.9	2.5	dB
Isolation	17	19		dB
Input V.S.W.R	1.45	1.5	1.6	: 1
Output V.S.W.R	1.3	1.5	1.6	: 1
Amplitude Imbalance	0.15	0.5	0.6	dB
Phase Imbalance	2.9	6.5	10	deg
Power Rating	Forward Power	30		W
	Reverse Power	2		W
Impedance		50		$\Omega$
Input / Output Connector Type	SMA-Female(Input) - SMA-Female(Output)			
Operating Temperature	-30°C to +60°C			

# Power Divider

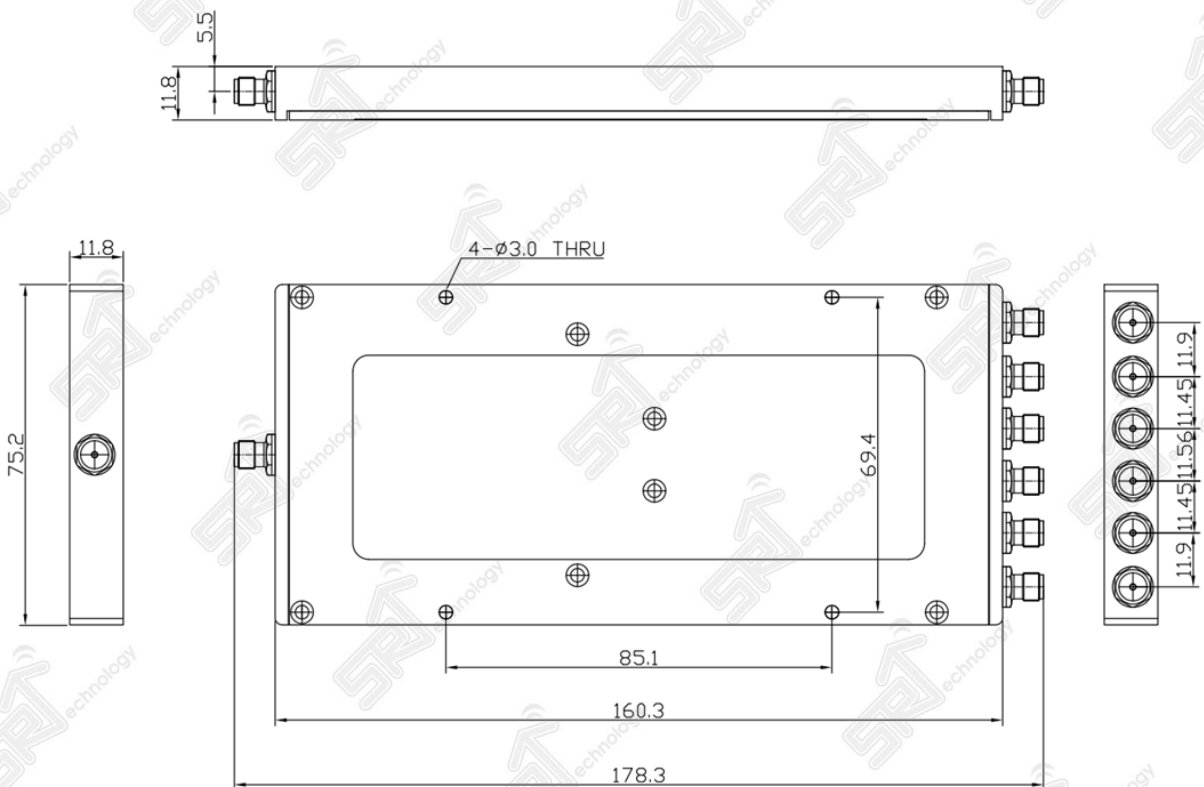
The Best Wireless Solution!

## Power Divider SMA 6Way 1.0~9.0GHz

### Material Specifications

Parameter	Description
Connector Body	Passivate Plating /SUS
Connector Center Contacts (Female)	Gold Plating BeCu
Housing	Aluminum
Other Screw	Stainless Steel
Dimension	160.3 * 75.2 * 11.8mm

### Outline Drawing (mm)

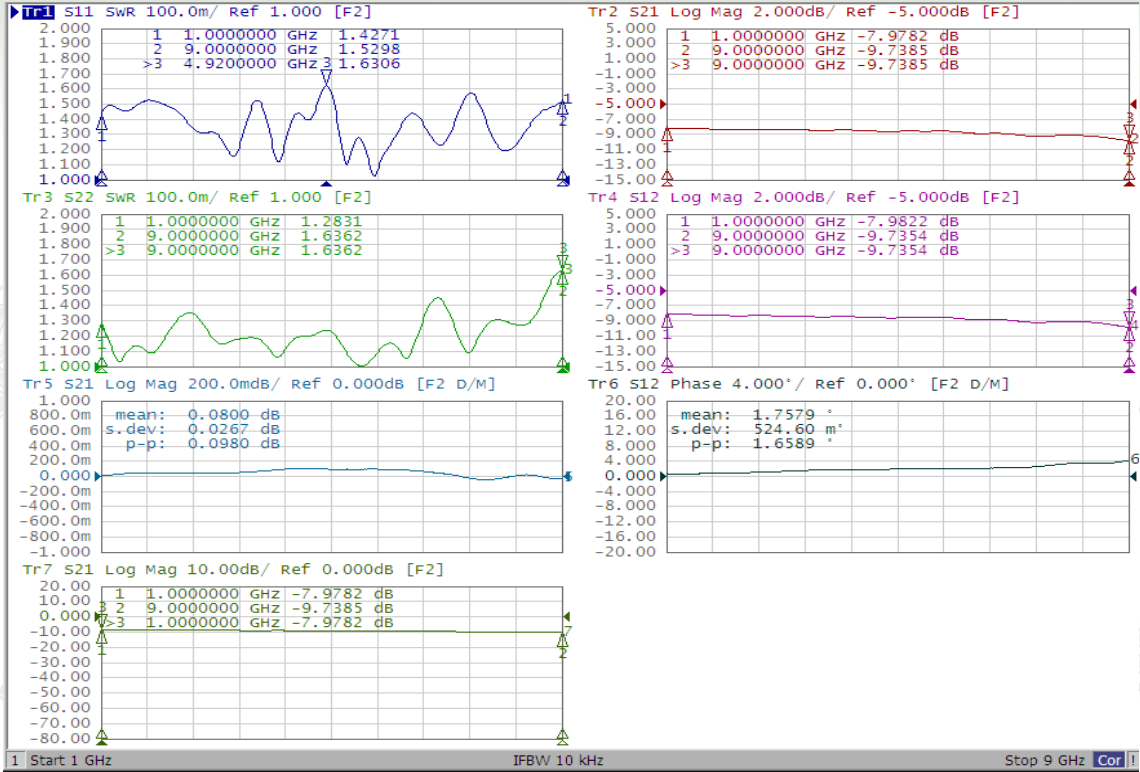


# Power Divider

The Best Wireless Solution!

## Power Divider SMA 6Way 1.0~9.0GHz

### Electrical Performance



### Isolation

